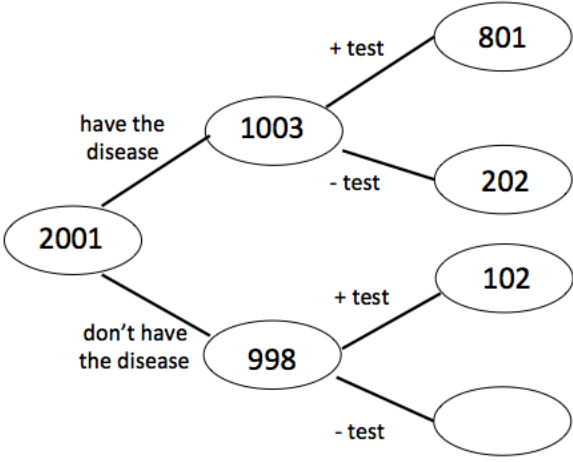
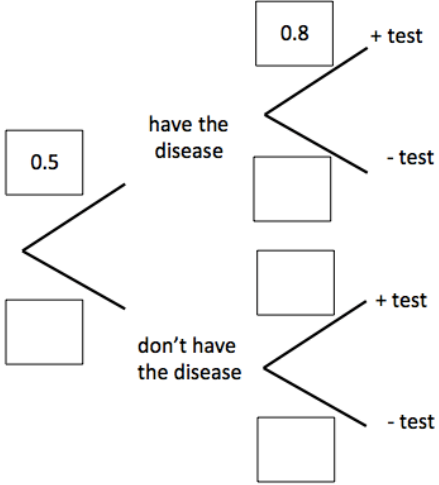
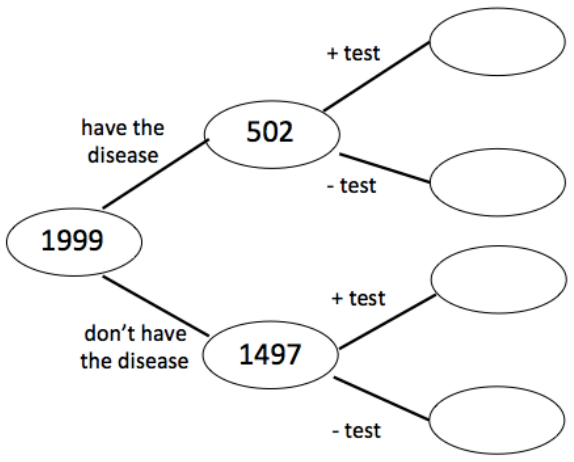
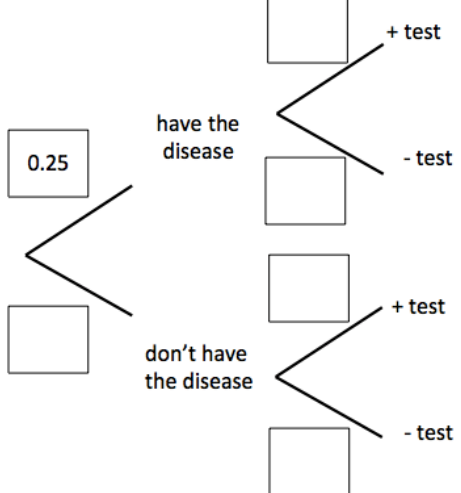


Scaling up

	Trial data		Frequency tree		Probability model	Scaling up for 10 000
A						<p><input type="text"/> people are likely to have the disease.</p> <p><input type="text"/> people are likely to get a false negative.</p>
B	<p>398 people with the disease tested positive.</p> <p>601 people without the disease tested positive.</p>					<p><input type="text"/> people are likely to not have the disease.</p> <p><input type="text"/> people are likely to get a false positive.</p>